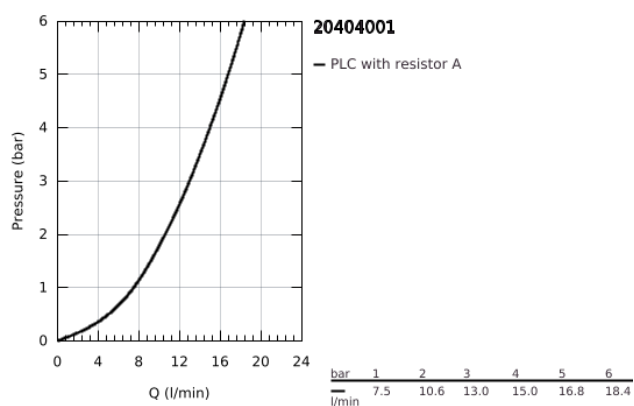
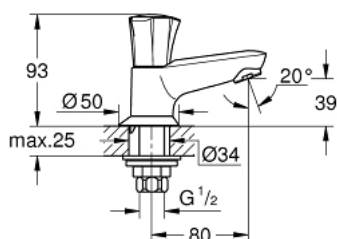


## 20 404 001 **COSTA L BASIN TAP 1/2"**

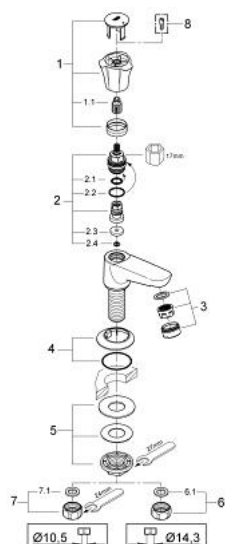


### PRODUCT DESCRIPTION

- Colour: chrome
- metal handle
- heat-insulated
- screwable
- marking: blue (cold)
- GROHE Long-Life headpart
- cast spout with mousseur
- union nut 1/2" with 10.5 mm drilling
- GROHE Long-Life finish



## 20 404 001 **COSTA L BASIN TAP 1/2"**



### **SPARE PARTS**, June 2007 – now

- 1: Handle (Order-nr. 45994000)
- 1.1: Snap insert (Order-nr. 0538600M)
- 2: Headpart 1/2" (Order-nr. 07146000)
- 2.1: O-Ring Ø6 x Ø2 (Order-nr. 0128300M)
- 2.2: O-Ring Ø18,2 x Ø1,7 (Order-nr. 0392400M)
- 2.3: Sealing washer (Order-nr. 0529100M)
- 3: Flow restrictor (Order-nr. 13929000)
- 4: Escutcheon (Order-nr. 45996000)
- 5: Shank fastening assembly (Order-nr. 45004000)
- 6: Coupling nut 1/2" x 14.5 mm (Order-nr. 1290200M)
- 6.1: Fibre seal dia. Ø 18,5 x Ø 12 x 2 (Order-nr. 0138900M)
- 7: Coupling nut 1/2" x 10.5 mm (Order-nr. 1290100M)
- 7.1: Fibre seal dia. Ø 18,5 x Ø 12 x 2 (Order-nr. 0138900M)
- 8: Screw for Costa/Avina products (Order-nr. 48013000)\*

\*Special accessories