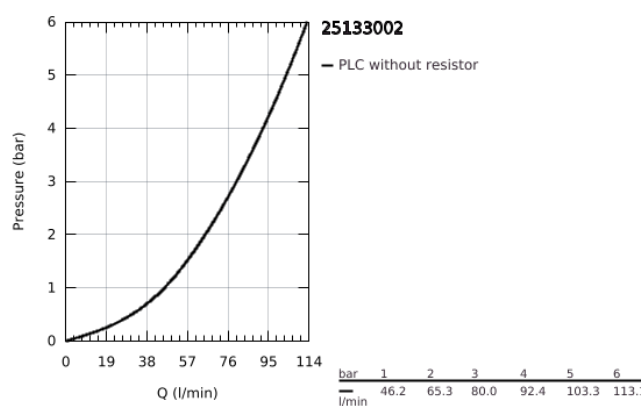
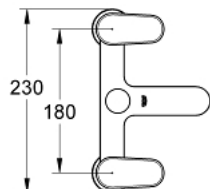
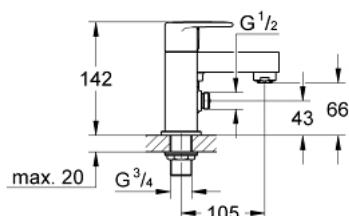


25 133 002 EUROPLUS TWO-HANDLED BATH/SHOWER MIXER ½"

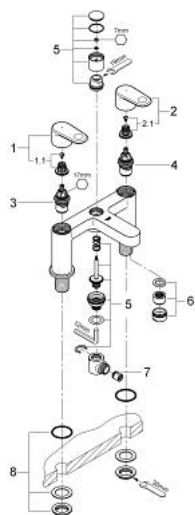


PRODUCT DESCRIPTION

- Colour: chrome
- deck mounted
- metal handles
- GROHE Long-Life headpart 3/4"
- automatic diverter: bath/shower
- integrated non-return valve in the shower outlet 1/2"
- GROHE Long-Life finish
- recommended pressure 0.2 - 5.0 bar



25 133 002 EUROPLUS TWO-HANDLED BATH/SHOWER MIXER ½"



SPARE PARTS, November 2010 – now

- 1: Handle red (Order-nr. 48083000)
- 1.1: Replacement handle connection kit (Order-nr. 45186000)
- 1.1.1: O-Ring Ø18,2 x Ø1,7 (Order-nr. 0392400M)
- 2: Handle blue (Order-nr. 48084000)
- 2.1: Replacement handle connection kit (Order-nr. 45186000)
- 3: Ceramic headpart 3/4", 180° (Order-nr. 45887000)
- 4: Ceramic headpart 3/4", 180° (Order-nr. 45888000)
- 5: Repl.kit f.rotary valve (Order-nr. 48038000)
- 6: Flow straightener (Order-nr. 46164000)
- 7: Non-return valve (Order-nr. 08565000)
- 8: Repl.kit f.shank fastening 3/4" (Order-nr. 45163000)