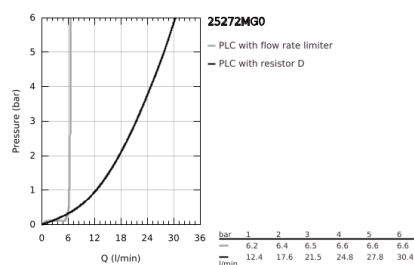
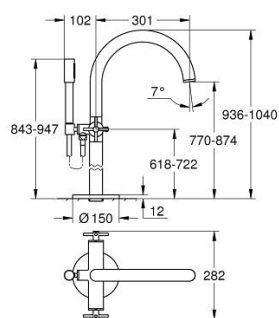


25 272 MG0 ATRIO BATH / SHOWER MIXER 1/2"

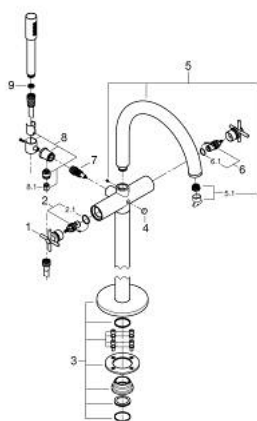


PRODUCT DESCRIPTION

- Colour: satin graphite
- floor-mounted installation with high pillar unions (765 mm)
- set for final installation for
- 45 984 001
- ceramic headparts 1/2", 90°
- GROHE Long-Life finish
- automatic diverter: bath/shower
- spout with mousseur
- projection 301 mm
- integrated non-return valve in the shower outlet 1/2"
- hand shower Rainshower Aqua Stick (26 866)
- with shower holder
- Silverflex shower hose 1250 mm (28 362)
- protected against backflow
- with cross handles
- without roughing-in set 45 984 (please order separately)
- Two different sets of caps included. One set with "H" and "C" marking, one set without marking.



25 272 MG0 ATRIO BATH / SHOWER MIXER 1/2"



SPARE PARTS, October 2022 – now

- 1: pair of handles (Order-nr. 48406MG0)
- 2: Ceramic headpart, 1/2" (Order-nr. 45883000)
- 2.1: O-Ring Ø18,2 x Ø1,7 (Order-nr. 0392400M)
- 3: Mounting set (Order-nr. 101341MG00)
- 4: Diverter knob (Order-nr. 64989MG0)
- 5: Biflo spout (Order-nr. 101320MG00)
- 5.1: Flow restrictor (Order-nr. 13926000)
- 6: Ceramic headpart, 1/2" (Order-nr. 45882000)
- 6.1: O-Ring Ø18,2 x Ø1,7 (Order-nr. 0392400M)
- 7: Diverter (Order-nr. 48407MG0)
- 8: Hand shower holder (Order-nr. 101321MG00)
- 8.1: Non-return valve (Order-nr. 08565000)
- 9: Strainer (Order-nr. 0700200M)