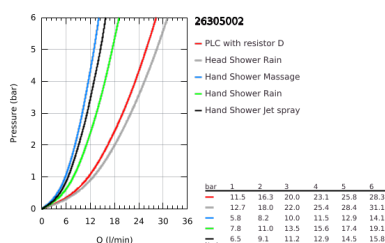
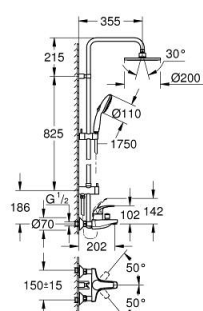


## 26 305 002 TEMPESTA SYSTEM 200 SHOWER SYSTEM WITH SINGLE LEVER BATH MIXER FOR WALL MOUNTING



### PRODUCT DESCRIPTION (1/2)

- Colour: chrome
- with short shower rail for installation in showers
- consisting of:
  - horizontal 355 mm shower arm
  - exposed single-lever shower mixer with diverter
  - allows change between:
    - head shower Tempesta Cosmopolitan 200 (27 541)
  - spray pattern:
    - Rain
  - with ball joint
  - rotation angle  $\pm 20^\circ$
  - bath inlet
  - separate diverter for hand shower
  - hand shower Tempesta 110 (28 261)
  - 3 spray patterns:
    - Rain, Jet, Massage
  - adjustable height via gliding element
  - RotaFlexTwistStop shower hose 1750 mm 1/2" x 1/2" (28 410)
  - distance between single-lever mixer and upper bracket: 1011 mm
  - maximum flow rate (at 3 bar): 13.5 l/min
  - GROHE SilkMove 46 mm ceramic cartridge
  - GROHE SmartSwitch - easily rotate the dial to enjoy your preferred spray option
  - GROHE DreamSpray perfect spray pattern
  - ShockProof silicone ring prevents damage caused by a shower falling
  - GROHE Long-Life finish
  - SpeedClean anti-limescale system
  - Inner WaterGuide for a longer life
  - TwistStop preventing the hose from twisting
  - suitable for instantaneous heaters from 18 kW/h
  - minimum flow rate 7 l/min.

Pure Freude  
an Wasser

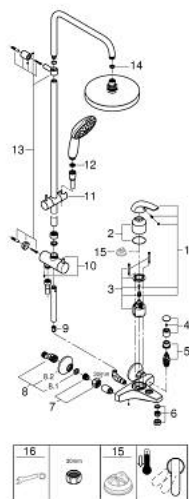


## 26 305 002 **TEMPESTA SYSTEM 200 SHOWER SYSTEM WITH SINGLE LEVER BATH MIXER FOR WALL MOUNTING**

### PRODUCT DESCRIPTION (2/2)

- min. recommended pressure 1.0 bar

## 26 305 002 TEMPESTA SYSTEM 200 SHOWER SYSTEM WITH SINGLE LEVER BATH MIXER FOR WALL MOUNTING



### SPARE PARTS, November 2021 – now

- 1: Lever (Order-nr. 46700000)
- 2: Shield for cross handle (Order-nr. 46578000)
- 3: Cartridge (Order-nr. 46048000)
- 4: Diverter knob (Order-nr. 46571000)
- 5: Diverter (Order-nr. 08915000)
- 6: Flow restrictor (Order-nr. 13952000)
- 7: Screw connection 1/2" (Order-nr. 45044000)
- 8: S-union (Order-nr. 12075000)
- 8.1: Sealing washer (Order-nr. 0138600M)
- 8.2: Escutcheon (Order-nr. 0221000M)
- 9: Non-return valve (Order-nr. 08565000)
- 10: Diverter (Order-nr. 46877000)
- 11: Sliding piece (Order-nr. 46876000)
- 12: Strainer (Order-nr. 0700200M)
- 13: Mounting set (Order-nr. 46878000)
- 14: Fibre seal dia. Ø 18,5 x Ø 12 x 2 (Order-nr. 0138900M)
- 15: Temperature limiter (Order-nr. 46375000)\*
- 16: Special spanner (Order-nr. 19377000)\*

\*Special accessories