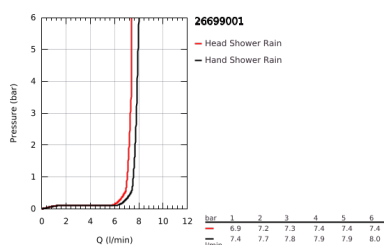
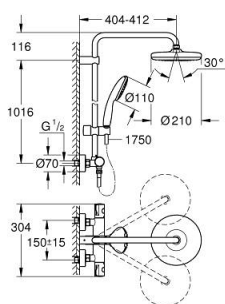
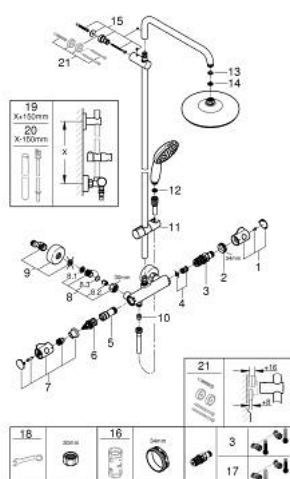


A modern, minimalist shower system with a vertical chrome bar. At the top is a large, circular rain showerhead. Below it, a handheld showerhead is mounted on a sliding arm. At the bottom, a separate handheld shower wand is connected to the main bar by a flexible hose. The entire system is finished in a polished chrome.



- Colour: chrome
- consisting of:
- horizontal swivable 390 mm projection shower arm
- exposed thermostatic shower with Aquadimmer function
- allows change between:
- head shower Tempesta 210 (26 410)
- spray plate white
- spray pattern:
- Rain
- with ball joint
- rotation angle $\pm 15^\circ$
- hand shower Tempesta 110 (27 923)
- spray pattern:
- Rain
- adjustable height via gliding element
- Rotaflex TwistStop shower hose 1750 mm 1/2" x 1/2" (28 410)
- maximum flow rate (at 3 bar): 7.8 l/min
- GROHE Water Saving - Less water, perfect flow
- GROHE TurboStat compact cartridge with wax thermoelement
- GROHE SafeStop safety button at 38°C (calibration required)
- GROHE SafeStop Plus integrated temperature limiter at max 50°C
- GROHE DreamSpray perfect spray pattern
- ShockProof silicone ring prevents damage caused by a shower falling
- GROHE Long-Life finish
- SpeedClean anti-limescale system
- Inner WaterGuide for a longer life
- TwistStop preventing the hose from twisting
- suitable for instantaneous heaters from 18 kW/h
- minimum flow rate 7 l/min.
- optional upgrade: GROHE EasyReach tray (26 362), sold separately
- maximum flow rate (at 3 bar): 7.8 l/min

26 699 001 TEMPESTA SYSTEM 210 SHOWER SYSTEM WITH THERMOSTAT FOR WALL MOUNTING



SPARE PARTS, November 2021 – now

- 1: Temperature control handle (Order-nr. 47982000)
- 2: retaining ring (Order-nr. 47743000)
- 3: Thermostatic compact cartridge 1/2" (Order-nr. 47885000)
- 4: Sound absorber (Order-nr. 47398000)
- 5: Water flow (Order-nr. 47751000)
- 6: Aquadimmer (Order-nr. 12433000)
- 7: Shut-off handle Aquadimmer (Order-nr. 49056000)
- 8: Non-return valve (Order-nr. 47189000)
- 8.1: Dirt strainer (Order-nr. 0726400M)
- 8.2: Non-return valve (Order-nr. 08565000)
- 8.3: O-Ring Ø17 x Ø2 (Order-nr. 0305500M)
- 9: S-union (Order-nr. 12662000)
- 10: Non-return valve (Order-nr. 08565000)
- 11: Sliding piece (Order-nr. 48609000)
- 12: Strainer (Order-nr. 0700200M)
- 13: Fibre seal dia. Ø 18,5 x Ø 12 x 2 (Order-nr. 0138900M)
- 14: Strainer (Order-nr. 48007000)
- 15: Outlet shower holder (Order-nr. 48423000)
- 16: Socket spanner (Order-nr. 19332000)*
- 17: GROHE TurboStat cartridge 1/2" (Order-nr. 47175000)*
- 18: Special spanner (Order-nr. 19377000)*
- 19: Shower system pipe for retrofitting (Order-nr. 48514000)*
- 20: Shower system pipe for retrofitting (Order-nr. 48515000)*
- 21: Spacer (Order-nr. 26496000)*

*Special accessories