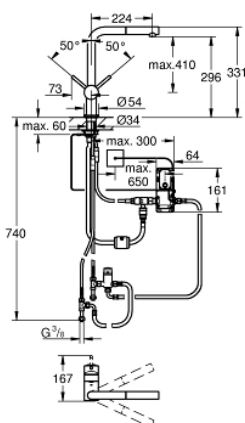
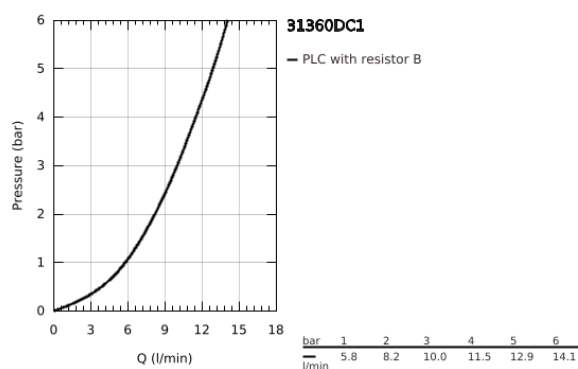


31 360 DC1 MINTA TOUCH ELECTRONIC SINGLE-LEVER SINK MIXER 1/2"

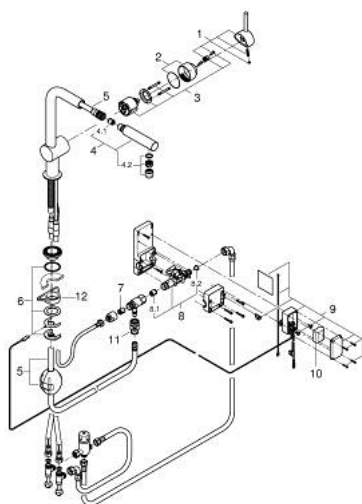


PRODUCT DESCRIPTION

- Colour: supersteel
- L-spout
- Touch: activation of water via skin contact
- battery supply 6 V lithium-battery, type CR-P2
- CE approved
- solenoid valve
- fixed value mixing valve
- automatically stops after 60 sec. (factory set)
- type of protection IP 44
- GROHE SilkMove 46 mm ceramic cartridge
- pull out mousseur spout
- automatic return to mousseur
- adjustable flow rate limiter
- swivel tubular spout
- swivel area 360°
- protected against backflow
- flexible connection hoses
- rapid installation system
- maximum flow rate (at 3 bar): 10 l/min



31 360 DC1 MINTA TOUCH ELECTRONIC SINGLE-LEVER SINK MIXER 1/2"



SPARE PARTS, June 2024 – now

- 1: Lever (Order-nr. 46015DC0)
- 2: Shield for cross handle (Order-nr. 46025DC0)
- 3: Cartridge (Order-nr. 46048000)
- 4: Hand shower (Order-nr. 46858DC0)
- 4.1: Non-return valve (Order-nr. 08565000)
- 4.2: Flow restrictor (Order-nr. 13967DC0)
- 5: Hose for sink mixer with pull-out dual spray or mousseur (Order-nr. 48293000)
- 6: Shank fastening assembly (Order-nr. 46345000)
- 7: Non-return valve (Order-nr. 08565000)
- 8: Solenoid valve (Order-nr. 48213000)
- 8.1: Non-return valve (Order-nr. 08565000)
- 8.2: Strainer (Order-nr. 42395000)
- 9: Control unit (Order-nr. 48214000)
- 10: Battery (Order-nr. 42886000)
- 11: Quick coupling (Order-nr. 46338000)
- 12: Support plate (Order-nr. 05334000)