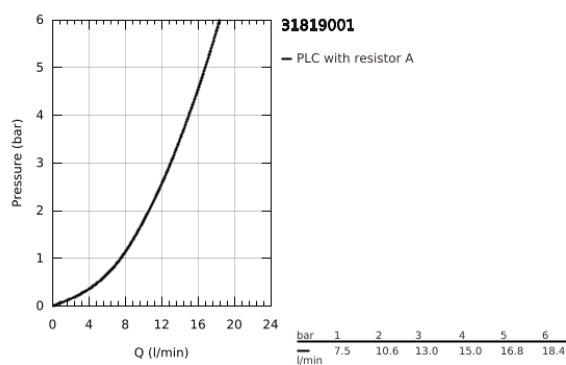
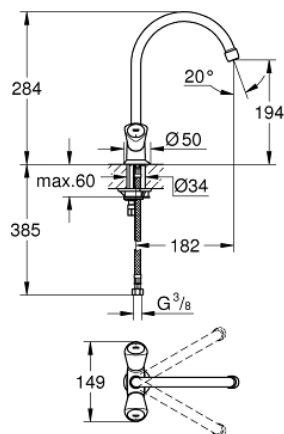


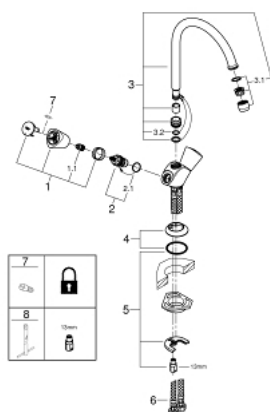
31 819 001 **COSTA S SINK MIXER 1/2"**



PRODUCT DESCRIPTION

- Colour: chrome
- metal handles
- heat-insulated
- screwable
- GROHE Long-Life finish
- Carbodur headparts
- mousseur
- swivel tubular spout
- swivel area 360°
- flexible connection hoses
- maximum flow rate (at 3 bar): 13 l/min

31 819 001 **COSTA S SINK MIXER 1/2"**



SPARE PARTS, September 2016 – now

- 1: Handle (Order-nr. 45995000)
- 1.1: Snap insert (Order-nr. 0538600M)
- 2: Ceramic headpart, 1/2" (Order-nr. 45346000)
- 2.1: O-Ring Ø18,2 x Ø1,7 (Order-nr. 0392400M)
- 3: Biflo spout (Order-nr. 13213000)
- 3.1: Flow restrictor (Order-nr. 13928000)
- 3.2: O-ring dia. 12x2 mm (Order-nr. 0128000M)
- 4: Escutcheon (Order-nr. 45996000)
- 5: Shank fastening assembly (Order-nr. 46249000)
- 6: Connection hose (Order-nr. 46255000)
- 7: Screw for Costa/Avina products (Order-nr. 48013000)*
- 8: Mounting wrench (Order-nr. 19017000)*

*Special accessories