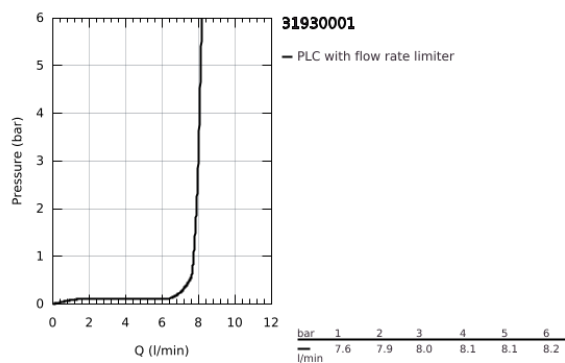
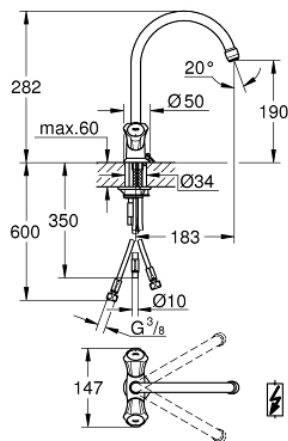


31 930 001 **COSTA L SINK MIXER 1/2"**

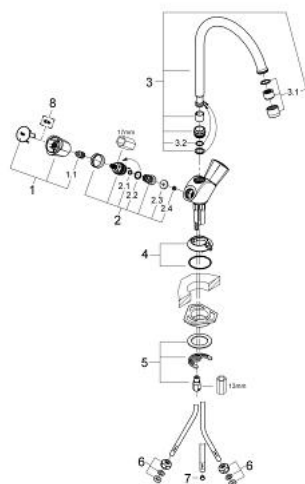


PRODUCT DESCRIPTION

- Colour: chrome
- for use with displacement water heater
- metal handles
- heat-insulated
- GROHE Long-Life finish
- GROHE Long-Life headparts
- flow straightener
- swivel tubular spout
- swivel area 360°
- chain ring
- copper pipes
- maximum flow rate (at 3 bar): 8.4 l/min



31 930 001 **COSTA L SINK MIXER 1/2"**



SPARE PARTS, June 2008 – now

- 1: Handle (Order-nr. 45994000)
- 1.1: Snap insert (Order-nr. 0538600M)
- 2: Headpart 1/2" (Order-nr. 07146000)
- 2.1: O-Ring Ø6 x Ø2 (Order-nr. 0128300M)
- 2.2: O-Ring Ø18,2 x Ø1,7 (Order-nr. 0392400M)
- 2.3: Sealing washer (Order-nr. 0529100M)
- 3: High U-Outlet (Order-nr. 13227000)
- 3.1: Flow straightener (Order-nr. 08599000)
- 3.2: O-ring dia. 12x2 mm (Order-nr. 0128000M)
- 4: Escutcheon (Order-nr. 48005000)
- 5: Shank fastening assembly (Order-nr. 46249000)
- 6: Connection thread 3/8 x Ø 8.5 (Order-nr. 1293800M)
- 7: Mousseur (Order-nr. 45303000)
- 8: Screw for Costa/Avina products (Order-nr. 48013000)*

*Special accessories