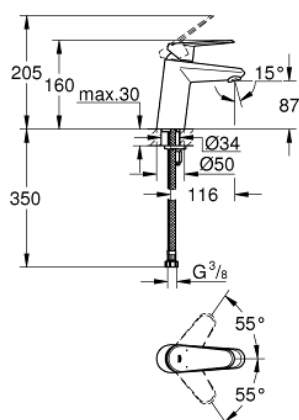
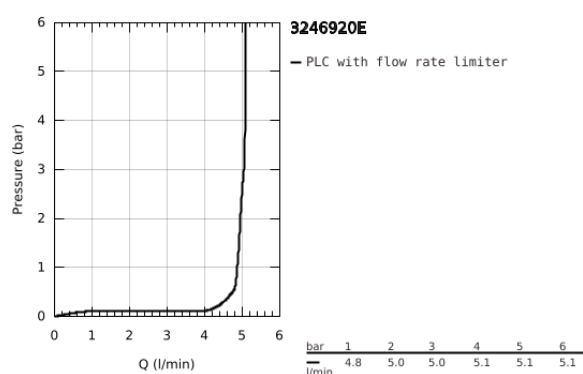


## 32 469 20E EURODISC COSMOPOLITAN BASIN MIXER 1/2" S-SIZE

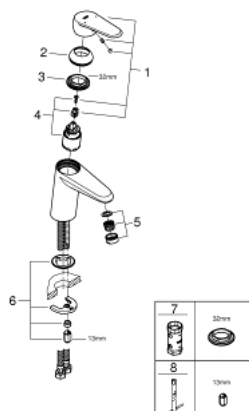


### PRODUCT DESCRIPTION

- Colour: chrome
- metal lever
- monobloc installation
- GROHE SilkMove 35 mm ceramic cartridge
- adjustable flow rate limiter
- adjustable minimum flow rate 2.5 l/min
- temperature limiter
- GROHE Long-Life finish
- GROHE Water Saving - Less water, perfect flow
- maximum flow rate (at 3 bar): 5 l/min
- SpeedClean mousseur
- GROHE FastFixation installation system with centering support
- smooth body
- flexible connection hoses
- min. recommended pressure 1.0 bar
- noise classification 1 in accordance with DIN4109



## 32 469 20E EURODISC COSMOPOLITAN BASIN MIXER 1/2" S-SIZE



### SPARE PARTS, August 2017 – now

- 1: Lever (Order-nr. 46738000)
- 2: Shield for cross handle (Order-nr. 46492000)
- 3: Screw coupling (Order-nr. 46460000)
- 4: Cartridge (Order-nr. 46374000)
- 5: Flow straightener (Order-nr. 13955000)
- 6: Shank fastening assembly (Order-nr. 46645000)
- 7: Socket spanner (Order-nr. 19332000)\*
- 8: Mounting wrench (Order-nr. 19017000)\*

\*Special accessories