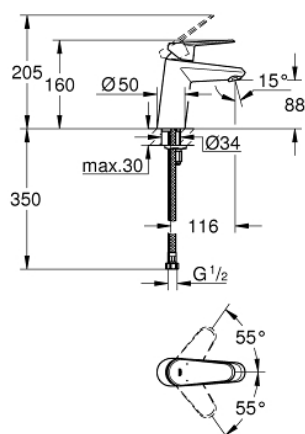
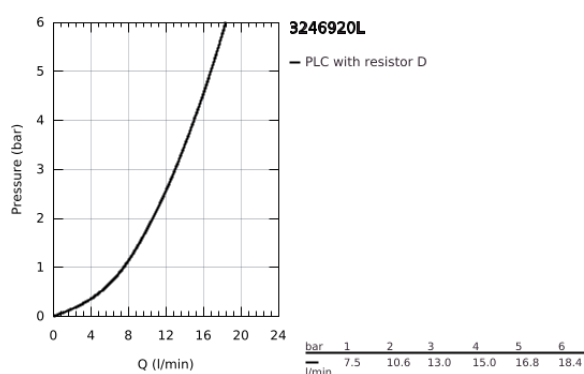


32 469 20L EURODISC COSMOPOLITAN BASIN MIXER 1/2" S-SIZE

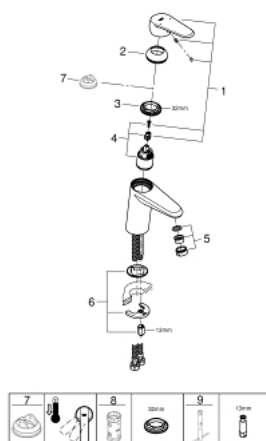


PRODUCT DESCRIPTION

- Colour: chrome
- monobloc installation
- metal lever
- GROHE SilkMove 35 mm ceramic cartridge
- adjustable flow rate limiter
- adjustable minimum flow rate 2.5 l/min
- GROHE FastFixation installation system with centering support
- GROHE Long-Life finish
- mousseur
- smooth body
- flexible connection hoses
- for low pressure
- min. recommended pressure 0.3 bar
- optional temperature limiter (46 375 000)
- noise classification 1 in accordance with DIN4109



32 469 20L EURODISC COSMOPOLITAN BASIN MIXER 1/2" S-SIZE



SPARE PARTS, June 2011 – now

- 1: Lever (Order-nr. 46738000)
- 2: Shield for cross handle (Order-nr. 46492000)
- 3: Screw coupling (Order-nr. 46460000)
- 4: Cartridge (Order-nr. 46374000)
- 5: Flow restrictor (Order-nr. 13922000)
- 6: Shank fastening assembly (Order-nr. 46645000)
- 7: Temperature limiter (Order-nr. 46375000)*
- 8: Socket spanner (Order-nr. 19332000)*
- 9: Mounting wrench (Order-nr. 19017000)*

*Special accessories