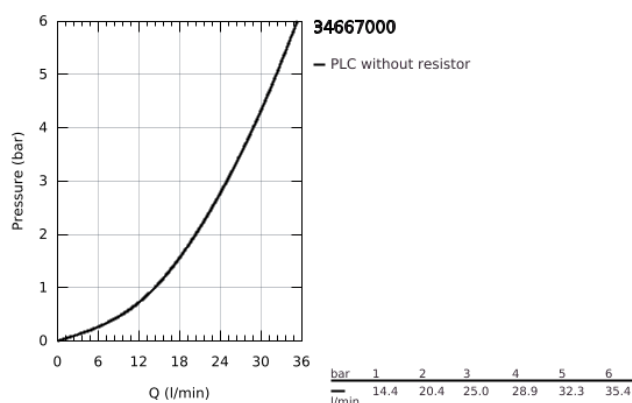
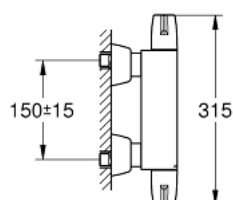
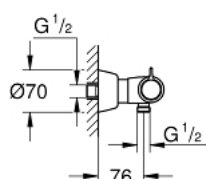


## 34 667 000 GROHTHERM SPECIAL THERMOSTATIC SHOWER MIXER 1/2"



### PRODUCT DESCRIPTION

- Colour: chrome
- wall mounted
- ergonomic metal wing handles
- ceramic headparts 1/2", 90°
- GROHE TurboStat compact cartridge with wax thermoelement
- temperature scale handle with pre-adjustable safety stop between 35°C and 41°C ( calibration required )
- Thermostatic cartridge max.temperature 41°C ( calibration required )
- integrated mixed water shut off
- shower bottom outlet 1/2" with integrated non return-valve
- metal temperature safety stop
- dirt strainers
- with S-unions, chrome nuts and covers
- GROHE FastFixation for fast exchange of non return valves in connections
- 100% GROHE CoolTouch consisting of safety housing + S-unions with CoolTouch escutcheons
- GROHE Long-Life finish
- GROHE SafetyPlus fixed temperature stop

## 34 667 000 GROHTHERM SPECIAL THERMOSTATIC SHOWER MIXER 1/2"



### SPARE PARTS, July 2015 – now

- 1: Shut-off handle (Order-nr. 49006000)
- 2: Ceramic headpart, 1/2" (Order-nr. 45882000)
- 2.1: O-Ring Ø18,2 x Ø1,7 (Order-nr. 0392400M)
- 3: Temperature control handle (Order-nr. 49005000)
- 4: retaining ring (Order-nr. 47743000)
- 5: Thermostatic compact cartridge 1/2" (Order-nr. 47439000)
- 6: Race (Order-nr. 47975000)
- 7: S-union (Order-nr. 12058000)
- 7.1: Sealing washer (Order-nr. 0138600M)
- 7.2: Covering escutcheon (Order-nr. 45545000)
- 8: Non-return valves (Order-nr. 47979000)
- 9: Non-return valve (Order-nr. 08565000)
- 10: Extension 30 (Order-nr. 46238000)\*
- 11: Temperature unlocking handle (Order-nr. 47994000)\*
- 12: GROHE TurboStat cartridge 1/2" (Order-nr. 47175000)\*
- 13: Special spanner (Order-nr. 19377000)\*
- 14: Socket spanner (Order-nr. 19332000)\*
- 15: Adjusting thermometer (°C) (Order-nr. 19001000)\*

\*Special accessories